

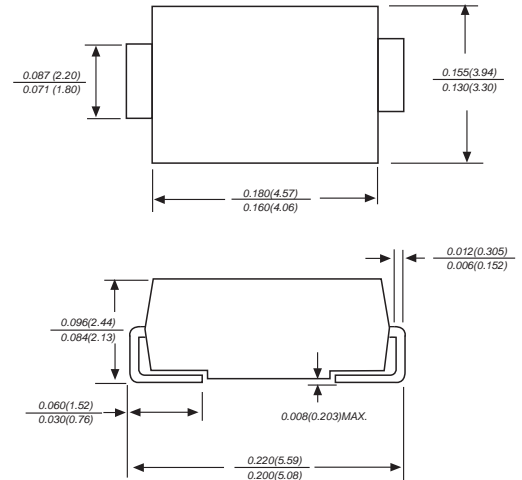
Features

- ◆ Optimized for LAN protection applications
- ◆ Ideal for ESD protection of data lines in accordance with IEC 1000-4-2(IEC801-2)
- ◆ Ideal for EFT protection of data lines in accordance with IEC 1000-4-4(IEC801-2)
- ◆ Plastic package has Underwriters Laboratory Flammability Classification 94V-0
- ◆ Glass passivated junction chip
- ◆ 600w peak pulse power capability
- ◆ Excellent clamping capability
- ◆ Low incremental surge resistance
- ◆ Fast response time: typically less than 1.0ps from 0v to V_{BR} min
- ◆ High temperature soldering guaranteed: 260°C/10S at terminals

Mechanical Data

- Case** : Molded plastic body
Terminals : Solder plated, solderable per MIL-STD-750, Method 2026
Polarity : Polarity symbol marking on body
Mounting Position : Any
Weight : 0.0035 ounce, 0.098 grams

DO-214AA/SMB



Bi-Polar



Dimensions in inches and (millimeters)

Maximum Ratings And Electrical Characteristics

Ratings at 25°C ambient temperature unless otherwise specified.

Parameter	SYMBOLS	VALUE	UNITS
Peak pulse power dissipation with a 10/1000µs wavetorm(NOTE 1,2,FIG.1)	P _{PPM}	Minimum 600	Watts
Peak forward surge current (Note 1,2)	I _{FSM}	100.0	Amps
Peak pulse current with a 10/1000µs waveform(NOTE 1)	I _{PPM}	See Table 1	Amps
Steady state power dissipation (Note 3)	P _{M(AV)}	5.0	Watts
Maximum instantaneous forward voltage at 50A(Note 3) unidirectional only	V _F	3.5	Volts
Operating junction and storage temperature range	T _{STG, T_J}	-55 to + 150	°C

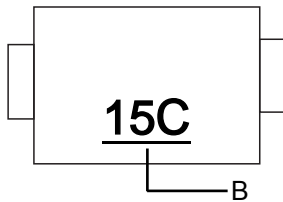
Notes:1.Non-repetitive current pulse,per Fig.3 and derated above T_A=25°C per Fig.2

2.Mounted on 5.0mm copper pads to each terminal

3.V_F=3.5V on device

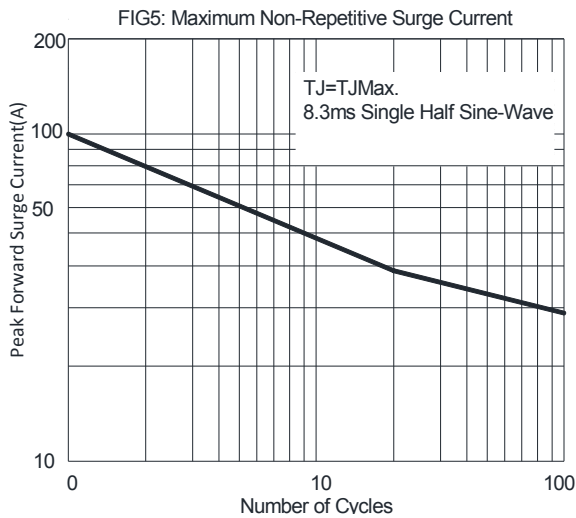
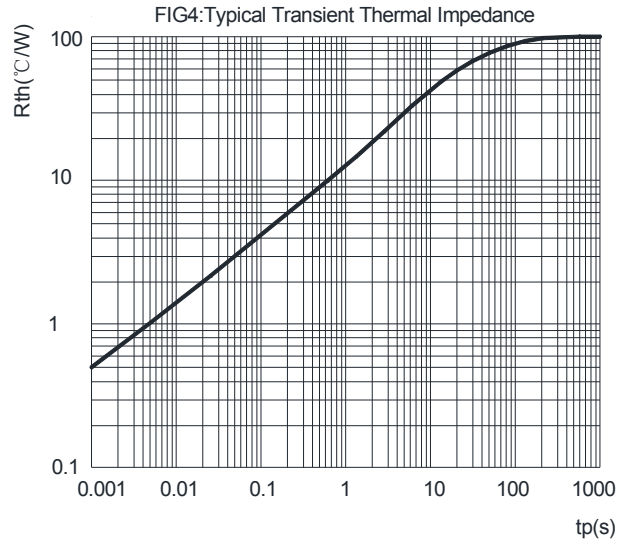
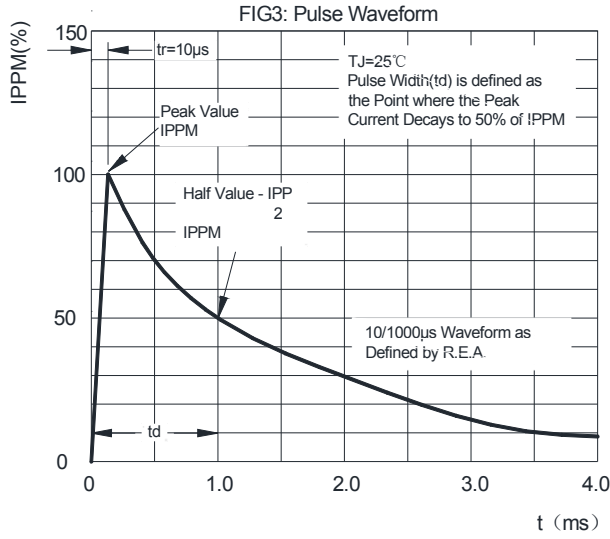
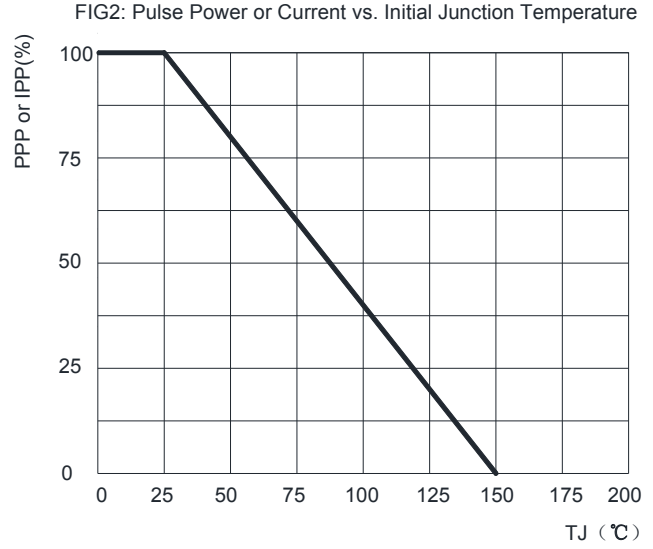
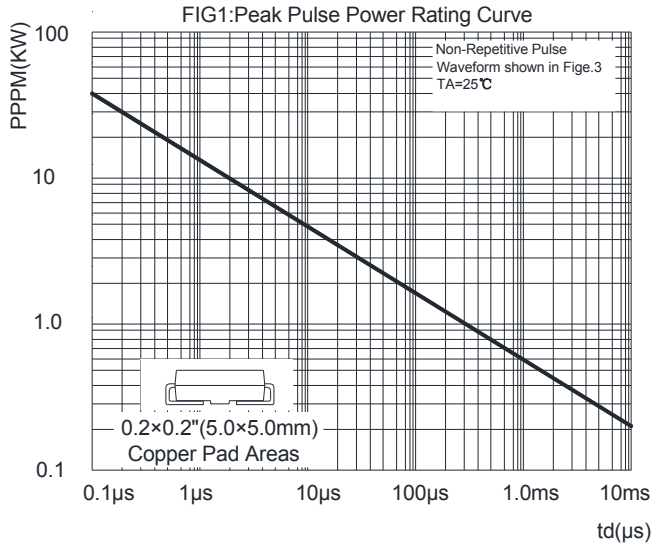
Type	Marking	Peak Pulse Power	Stand-off Voltage	Maximum Reverse Current at VR	Breakdown Voltage at IT		Test Current	Maximum Peak Pulse Current	Maximum Clamping Voltage at Ipp
					V (BR) (V)				
Bi-Polar	Bi-Polar	PPP	V(R)	IR	V (BR) (V)		IT	Ipp	Vc
		(W)	(V)	(uA)	Min.	Max.	(mA)	(A)	(V)
SM6T15CA-CN	15C	600	12.8	1	14.3	15.8	1	28.8	21.2

Marking For Bi-Polar

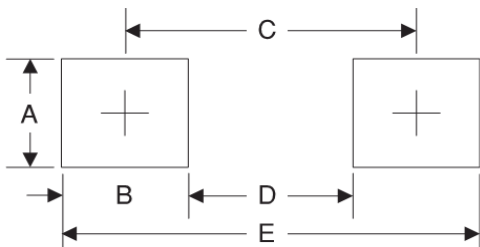


Symbol	Explanation
B	Marking Code, 15C

Ratings And Characteristic Curves

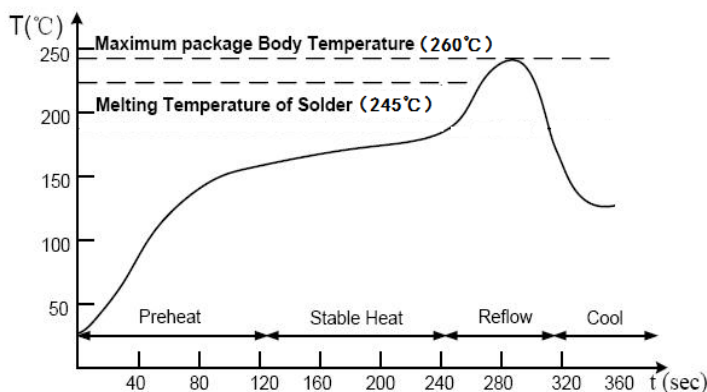


Suggested Pad Layout



Symbol	Unit (mm)	Unit (inch)
A	2.30	0.091
B	2.00	0.078
C	4.10	0.161
D	2.10	0.083
E	6.10	0.240

Suggested Soldering Temperature Profile

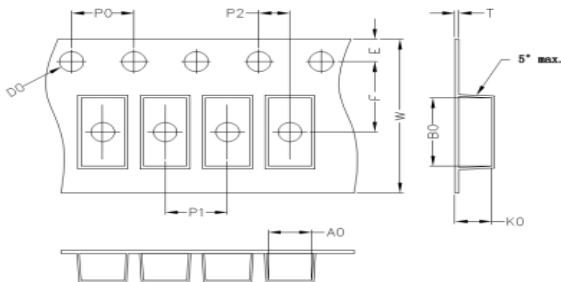


Note

- Recommended reflow methods: IR, vapor phase oven, hot air oven, wave solder.
- The device can be exposed to a maximum temperature of 260°C for 10 seconds.
- Devices can be cleaned using standard industry methods and solvents.
- If reflow temperatures exceed the recommended profile, devices may not meet the performance requirements.

Package Information

Carrier Dimension(mm)



A0	B0	K0	D0	E	F
3.80	5.40	2.45	1.55	1.75	5.50
P0	P1	P2	T	W	Tolerance
4.0	8.0	2.0	0.25	12	0.1

Package Specifications

Package	Reel Size	Reel DIA. (mm)	Q'TY/Reel (Kpcs)	Box Size (mm)	QTY/Box (Kpcs)	Carton Size (mm)	Q'TY/Carton (Kpcs)
SMB	13'	330	3.0	340	6.0	360*360*360	48

NOTICE

The information presented in this document is for reference only. Involving product optimization and productivity improvement, ChipNobo reserves the right to adjust product indicators and upgrade some technical parameters. ChipNobo is entitled to be exempted from liability for any delay or non-delivery of the information disclosure process that occurs.

本文件中提供的信息仅供参考。涉及产品优化和生产效率改善，ChipNobo 有权调整产品指标和部分技术参数的升级，所出现信息披露过程存在延后或者不能送达的情形，ChipNobo 有获免责权。

The product listed herein is designed to be used with residential and commercial equipment, and do not support sensitive items and specialized equipment in areas where sanctions do exist. ChipNobo Co., Ltd or anyone on its behalf, assumes no responsibility or liability for any damages resulting from improper use.

此处列出的产品旨在民用和商业设备上使用，不支持确有制裁地区的敏感项目和特殊设备，ChipNobo 有限公司或其代表，对因不当使用而造成的任何损害不承担任何责任。

For additional information, please visit our website <http://www.chipnobo.com>, or consult your nearest Chipnobo sales office for further assistance.

欲了解更多信息，请访问我们的网站 <http://www.chipnobo.com>，或咨询离您最近的 Chipnobo 销售办事处以获得进一步帮助。